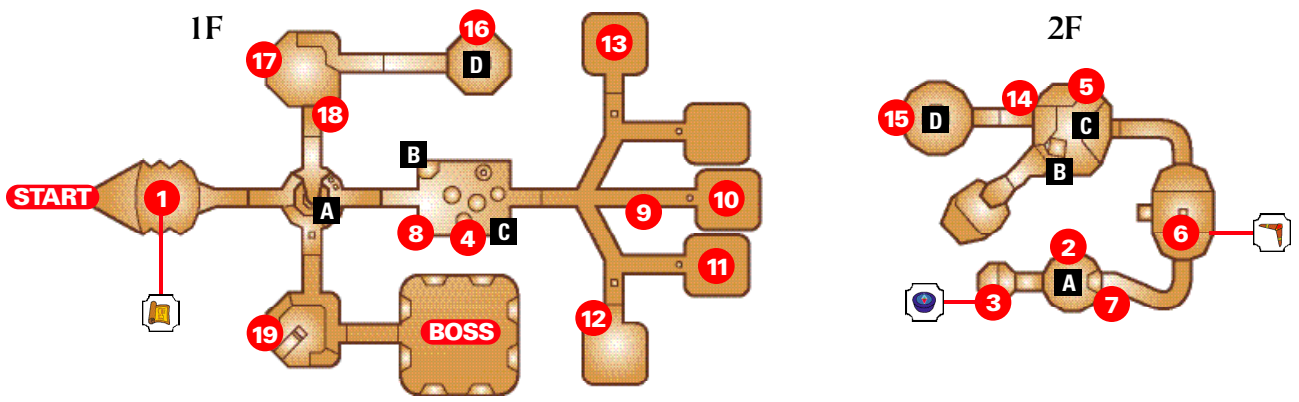





**Jabu-Jabu's Belly Map**



**MapKey** 1 Strategy Callout A Floor Connection Map Compass Boomerang

**1 THE CONTENT COWS**

One of the strangest things you will discover in Jabu-Jabu's are all of the cows stuck in the walls of its belly. As usual the cows seem fine with their situation, and will even help you out. Hit one of cows with your Fairy Slingshot to unlock the door to the next room. Hit the other one to reveal a small treasure chest. The Octorok in front of the boulder can be defeated with your Deku Shield, just like Deku Scrubs. Pop the Shaboms with the flash of a Deku Nut. Use a Bomb to destroy the boulder and uncover a switch. This switch will reveal a large treasure chest with the Map to Jabu-Jabu's Belly.



**2 DOWN THE HATCH**

In the next room, use Deku Nuts to stun the Bari, then swipe with your sword. Avoid the wiggling appendages in the room. Both the Bari and appendages need to be stunned before touching them or you will get electrocuted. Jump onto the moving platform and ride it to Basement 1. You will see a cow sitting underwater. Hit the cow with your Fairy Slingshot to reveal a large treasure chest with the Compass in an air pocket near the cow.



**3 COLLECT THE COMPASS**

Collect the small treasure chest nearby, then use your Fairy Slingshot to eliminate the Stinger swimming around. Aim for the red area on its belly when you see it exposed. Dive down into the water near the cow to reach the air pocket. Collect the Compass, then activate the switch. It will unlock a door on the 1st Floor. Jump onto the moving platform and ride it back up.



**4 RENDEZVOUS WITH RUTO**

You will see Princess Ruto standing in this room. She seems more annoyed than scared when she finds out you've been sent by her father to save her. Follow her to Basement 1 through the hole she jumps into.



**5 PRINCESS PAPER WEIGHT**

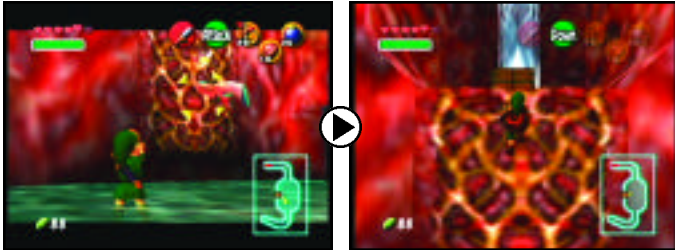
You will land on the same ledge that Princess Ruto is on. Talk to her until she decides to sit down. Pick her up and activate the switch in the middle of the room. Ride the fountain until you can reach the ledge with the blue switch. Activate the switch to unlock a door, then leave Princess Ruto on the switch to keep the door open. The two cows stuck in the walls will each reveal a small treasure chest. One of the small treasure chests contains Bombchus.



**6 REVEAL THE BOOMERANG**




You must defeat all of the enemies in the room to make a large treasure chest appear in the alcove. Don't get too close to the Like Likes. If you get sucked into it, you will lose the shield you have equipped. Luckily you can get it back once it's defeated. To be able to easily target the belly of the Stingers, use a Deku Nut to scare them out of the water. Then use your Fairy Slingshot. Activate the switch to raise the water, allowing you to collect the Boomerang inside the large treasure chest. Once you've collected the Boomerang, the fountain blocking the door will be gone. Activate the switch again to get to the other side of the room.



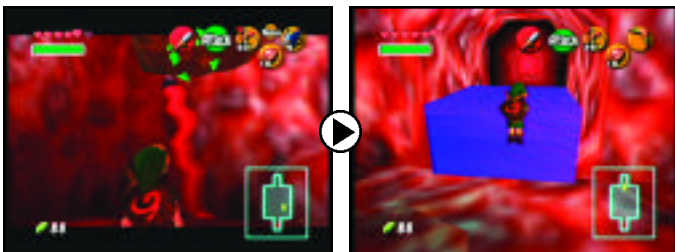
**7 FULL CIRCLE**

Go down the hall and through the door. You will notice that the you've come back to where you collected the Compass. But since you found the Boomerang, the fountain blocking your way before is gone. Jump onto the moving platform and ride it back to the 1st Floor.



**8 THE BOOMERANG STUN**

Return to the room where you met Princess Ruto. You can now use the Boomerang to stun the appendage blocking the door here, but first you need to unlock the door behind the appendage. At Callout 8 there are some breakable boulders. Let a Bombchu go to climb up the wall and remove the boulders. It can also be done with a normal Bomb and a well-timed throw. Behind the boulders is a cow. Use your Fairy Slingshot to unlock the door behind the appendage, then stun the appendage with your Boomerang and climb over it to continue on.



**9 INSIDE THE INTESTINE**

Go straight toward the boulders, fighting a Lizalfos on the way. Destroy the boulders to reveal a blue switch. Search the hallways for a crate, then place it on the blue switch to keep the door open.



**10 FIGHTING THE PARASITE TENTACLE**

L-Target the thinnest section of the Parasite Tentacle, then let your Boomerang fly. When it retreats into the ceiling, get close to the center of the room to lure it back out. Quickly throw your Boomerang again and be ready to dodge its swing. Keep targeting the thin spot until the Parasite Tentacle is defeated. The tentacle blocking the door to the Boss will be eliminated.



**11 DON'T LIKE THE LIKE LIKES**

When you enter the room at Callout 11 you will immediately get locked in. Two Like Likes will appear that you need to defeat. Once they are eliminated, the door will unlock, a small treasure chest will fall to the floor, and the torch next to the door will start burning.



**12 BURN BABY BURN!**

Light a Deku Stick and use it to burn away the cobwebs at Callout 12. Inside is another Parasite Tentacle. Use the same technique as you did earlier to defeat it. This will remove the tentacle blocking your progress to your next objective at Callout 13.




**13 THE FINAL PARASITE TENTACLE**

Eliminating the last Parasite Tentacle will remove the tentacle blocking the doorway in the room in Basement 1, where you placed Princess Ruto on the blue switch to keep it activated.



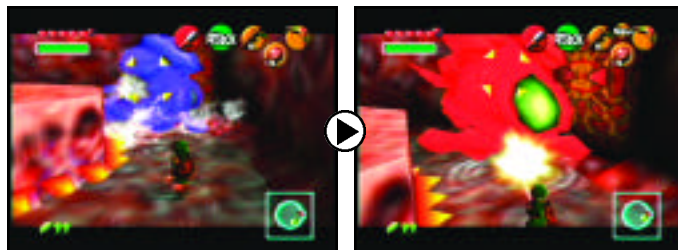
**14 PICK UP THE PRINCESS AGAIN**

Make your way back to the room at Callout 5. Princess Ruto will be waiting there again. Listen to her complaints so she will sit down again. Once again, pick her up and activate the switch in the middle of the room. Ride the fountain, but this time jump to the door at Callout 14. You will be able to pass through the door now that the tentacle is gone. In the next room, Princess Ruto will see the Spiritual Stone of Water. Throw her onto the ledge so she can collect it and complain some more. The platform will rise to the 1st Floor.



**15 OUTRUN THE BIGOCTO**

When the platform returns, a Bigocto will be on it. Run away from the Bigocto and try to make your way around so you're behind it. Always run in the opposite direction that the spiked platform is spinning, and watch for changes in direction. Hug the inside of the curve and roll on the ground to shorten the distance between you and the back of the Bigocto. When you get close enough, Z-Target the Bigocto and let your Boomerang fly to stun the creature, then attack with your sword. If you get too close before you stun the Bigocto, it will retreat into the ground.



**16 BARI BLOCKADE**

Once the Bigocto is defeated, jump onto the platform and ride it to the 1st Floor. Use your Fairy Slingshot on the cow in the wall to unlock the door. On your way to the door use a Deku Nut to stun the Bari that pops out of the floor.



**17 REVEALING THE CRATES**

Shoot the cow in the wall with your Fairy Slingshot to reveal two crates where you entered the room. You need to get a crate to the blue switch next to the other door. Head back and pick up one of the crates.



**18 STUN AND CARRY**

Drop the crate close by, then use your Boomerang to stun the first appendage. Quickly pick up the crate, jump to the stunned appendage, then drop the crate again. Target the second appendage with your Boomerang, then pick up the crate and take it across to the blue switch. Put the crate onto the blue switch to keep the door unlocked.



**19 TO THE BOSS**

In the next room, jump onto the ledge to lower it to the previously inaccessible door below. Hit the cow with your Fairy Slingshot to reveal a treasure chest, then head through the next door. Defeat the Like Likes in the room, then target the two cow heads in the wall with your Fairy Slingshot. The left cow will drop a treasure chest. Hit the right cow head to make it rise. A second hit will make it rise again. The third shot will unlock the door to the Boss.



**BOSS BARINADE**

The first thing you need to do is to make the Barinade release the Bari surrounding its body. Target the tentacles at the top with your Boomerang. Once you've hit all of them, the Bari will spin away from its body. Use your Boomerang to stun its body, then individually target and eliminate each Bari. Continue this process while avoiding the bolts of electricity until there are no more Bari. Finally, target the Barinade's body to stun it and strike with your sword until it has been defeated.



BROUGHT TO YOU BY:



FOR SUBSCRIPTION INFORMATION, VISIT:  
[http://www.nintendo.com/news/news\\_power\\_promo.jsp](http://www.nintendo.com/news/news_power_promo.jsp)